

# LUMUX

Project :	Type:
-----------	-------

Agency :
----------

Distributor :
---------------



7 1/4" x 7 1/4"

Linear designed luminaires fabricated from extruded aluminum post and lamp enclosure with stainless steel fasteners. Tempered frosty glass diffuser. Specify this unit for illumination of pathways, landscape areas, pedestrian areas, shopping malls and plaza entrances. This unit utilizes CREE LED for 120/277 input voltage operation. Powder coat finish will add to the longevity of this unit. IP65 and ETL listed for wet location. Please refer to our ordering guide for all of the finishes available.

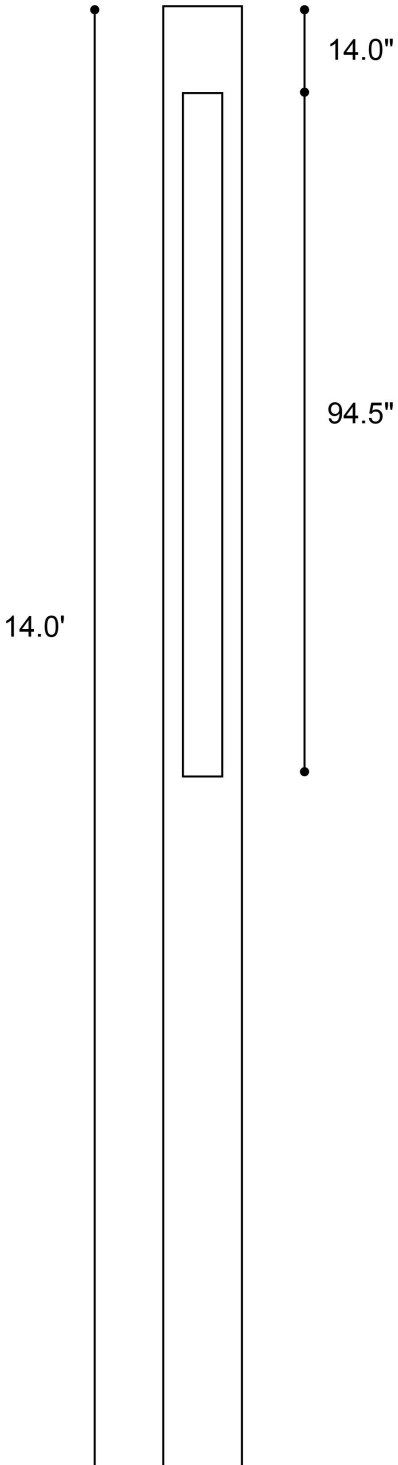
**Housing :** Extruded aluminum. Vandal resistance stainless steel screws. Silicon gasketed for weather tight operation. Stainless steel fasteners

**Electrical :** Voltage : 120 /277  
Lamp: CREE LED 39w.

**Diffuser :** Tempered frosty glass

**Installation:**

Buried Anchor Bolts Kit are included.



Lumux - PL3014

Lumux reserves the right to modify the above details to reflect changes in the cost of materials and/or design without prior notice.

Lumux Lighting Inc	877-895-5552	Rev : A	Drawing Number PL3014
--------------------	--------------	---------	--------------------------

# LUMUX

Date :

Project :

Type:

Agency :

Distributor :

## ORDERING GUIDE:

PL3014/LED/120-277/Finish

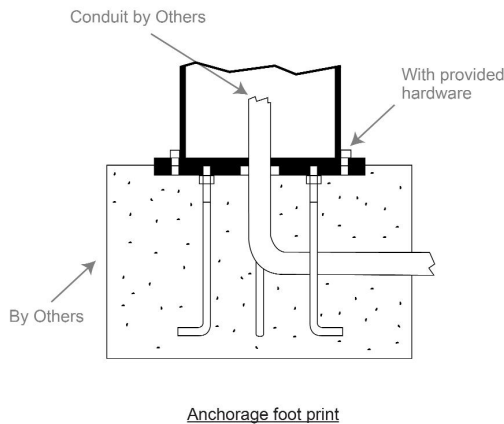
### Finish

- Black
- White
- Silver
- D.Bronze
- RAL(optional)

Wattage	Voltage	Lumen	CRI	Temp.	B. Angle	Finish
39	120/277	4000	80	4000K	120	Black White Silver D.Bronze RAL (optional)

Lumux - PL3014

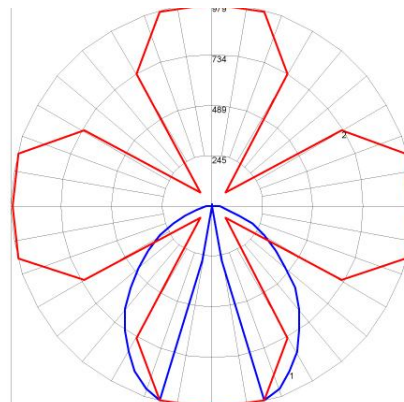
## Post Detail:



Post : is fabricated from high grade aluminum extrusion conforms to ASTM-A-501-68 specifications. Meets or exceeds minimum yield strength of 46 PSI.

Anchorage : (4) anchor bolts fabricated from hot rolled steel bar. Minimum yield strength of 50 PSI. Bolts have "L" bend on one end and are threaded on the other end. Bolts are fully galvanized and are furnished with two nuts and two washers.

Please go on line to [www.lumux.com](http://www.lumux.com) to get a copy of this pole's template by clicking on the Post icon and selecting E-Template from the drop down menu..



Light Distribution Pattern

Maximum Candela = 978.68 Located At Horizontal Angle = 90, Vertical Angle = 15  
 # 1 - Vertical Plane Through Horizontal Angles (90 - 270) (Through Max. Cd.)  
 # 2 - Horizontal Cone Through Vertical Angle (15) (Through Max. Cd.)

Lumux reserves the right to modify the above details to reflect changes in the cost of materials and/or design without prior notice.

Lumux Lighting Inc	877-895-5552	Rev :A	Drawing Number PL3014
--------------------	--------------	--------	--------------------------

# LUMUX

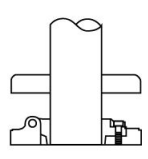
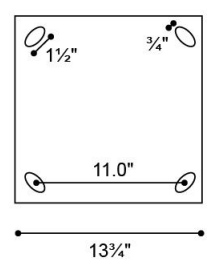
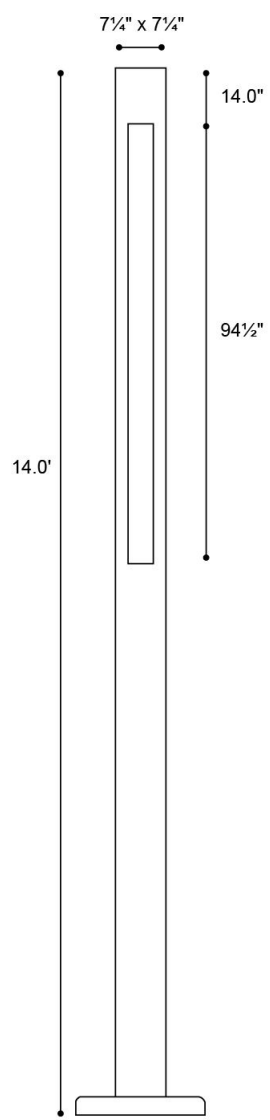
Date :

Project :

Type:

Agency :

Distributor :



Lumux Lighting Inc	877-895-5552	Rev :A	Drawing Number PL3014
--------------------	--------------	--------	--------------------------